

XPANDER



**REIMAGINE
YOUR RIDE**



**Based on CAMPI
Jan-Dec 2023**

REIMAGINE **STYLE**



NEW Color
*Green Bronze
Metallic*

The Mitsubishi Xpander's bold and sporty exterior styling creates a strong dynamic presence. The T-shaped front and rear lighting motif gives the Xpander a wider and more stable stance.



Dynamic Shield Concept



GLS shown

LED Daytime Running Lights

Position lights for GLX



GLS shown

T-Shaped LED Headlights

T-Shaped Halogen for GLX



17" Two-Tone Alloy Wheels



T-Shaped Tail Lights

REIMAGINE SPACE



GLS interior shown

Its best-in-class interior space is improved by an ergonomic dashboard design, soft-touch premium material, and comfortable seats – further elevating the “omotenashi” experience.



Digital Climate Control
GLS only



**Front Armrest
with Tissue Holder**
GLS only



**Versatile
Cargo Space**



Storage for Wet Items



**Storage
for All Your
Needs**

**Convenient Charging Outlets
GLS only**



**Horizontal Axis Dashboard Design
with Soft-Touch Material**



GLS interior shown

NEW 9-Inch Touchscreen Smartphone Link Display Audio

GLS only

9-inch display screen offers superior visibility. Features Apple CarPlay and Android Auto compatibility.



Steering Wheel with Tilt & Telescopic Adjustments

GLS & GLX equipped



GLS interior shown

Electric Parking Brake (EPB) with Brake Auto Hold

GLS only


The EPB automatically sets required brake clamping force depending on vehicle inclination. The Brake Auto Hold function does not require depressing the brake pedal while in full stop.



REIMAGINE CAPABILITY



With a fuel-efficient engine,
upgraded suspension,
and best-in-class ground clearance,
the Mitsubishi Xpander delivers
more than the essentials in a
streamlined package.



Tried and Tested 1.5L DOHC MIVEC Engine



**Improved suspension
for a more comfortable ride**



**Best-In-Class
225mm Ground
Clearance**



**5.2m Minimum
Turning Radius**

Driver and Passenger SRS Airbags



GLS interior shown

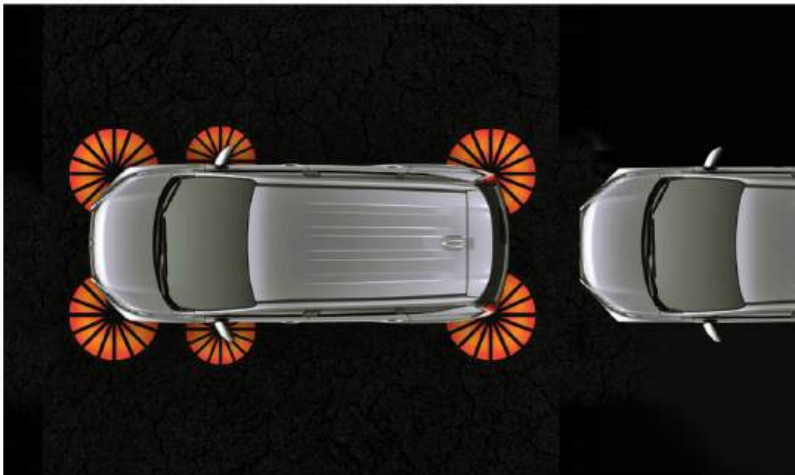
**Keep every drive safe for you
and your passengers
with safety systems that
provide utmost confidence,
day in and day out.**



Hill Start Assist (HSA)

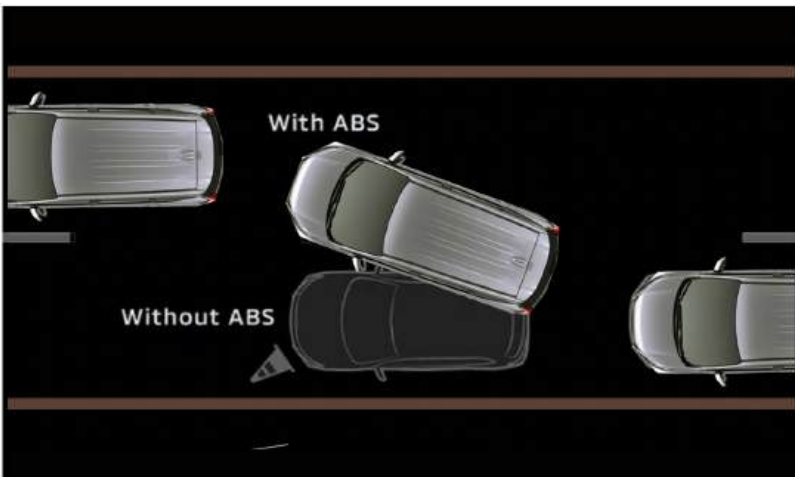
GLS only

Hill Start Assist makes it easy to start on steep slopes, without you worrying about rolling down. It holds the brake on for a few seconds while switching your foot from the brake to the accelerator pedal.



Emergency Stop Signal System

The Emergency Stop Signal warns vehicles behind and around you during abrupt hard braking by automatically flashing the hazard lights.



Anti-Lock Braking System (ABS) with Electronic Brakeforce Distribution (EBD)

The Anti-lock Braking System maintains steering control for the drive during emergency braking. Working in tandem with ABS, EBD distributes the pressure to all 4 wheels evenly, reducing the braking distance.



Active Stability Control (ASC) and Traction Control (TCS)

GLS Only

Provides vehicle stability and traction by applying brake force to one or more wheels during adverse conditions and emergency maneuvers, at the same time adjusting engine output.

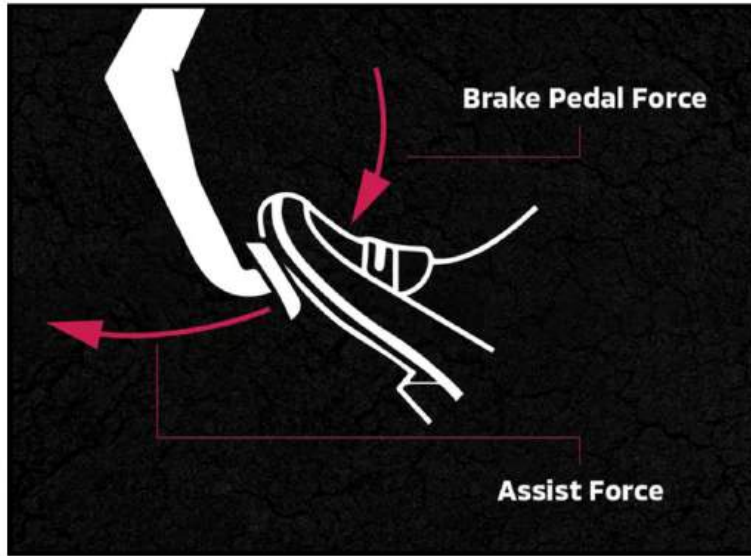


Rise Body

In the event of a collision, the Reinforced Impact Safety Evolution (RISE) body effectively absorbs energy and maintains high cabin integrity.

High Tensile ■ 980 MPa class
 Strength ■ 590 MPa class
 Steel ■ 440 MPa class

Brake Assist (BA) GLS only



Reversing Camera



GLS shown

SPECIFICATIONS		GLS AT	GLX AT	GLX MT
Overall Length	mm	4,595		
Overall Width	mm	1,750		
Overall Height	mm	1,750		
Wheelbase	mm	2,775		
Minimum Ground Clearance	mm	225		
Gross Vehicle Weight	kg	1840		
Curb Weight	kg	1,260	1,255	
Seating Capacity	persons	7		
Fuel Tank Capacity	L	45		
ENGINE AND TRANSMISSION				
Model and Type	1.5-Liter In-Line 4 DOHC 16 Valves Gasoline with MIVEC (4A91)			
Maximum Power	Ps / rpm	104.5 / 6,000		
Maximum Torque	Nm / rpm	141 / 4,000		
Engine Start/Stop Button		Equipped	Not Equipped	
Transmission		4-Speed AT		5-Speed MT
SUSPENSION				
Front	MacPherson Strut with Coil Spring and Stabilizer			
Rear	Torsion Beam			
BRAKES				
Front	Disc			
Rear	Drum			
Anti-Lock Braking System (ABS)	Equipped with Electronic Brakeforce Distribution (EBD)			
Brake Assist		Equipped	Not Equipped	
TIRES AND WHEELS				
Tires	205/55 R17			
Wheels	17x6.5J Two Tone Alloy			
STEERING				
Power Steering	Electric			
Steering Wheel		3-Spoke Leather Wrapped	3-Spoke Urethane	
Steering Wheel-Mounted Audio Control	Equipped			
Cruise Control	Equipped			
Steering Column Adjustment	Tilt and Telescopic			
MULTI-MEDIA SYSTEM				
Type		9" Smart Phone Link Display Audio (SDA) Touchscreen (with Apple CarPlay, Android Auto, and Bluetooth Connectivity, USB Port, and AM/FM Radio)	7" Smart Phone Link Display Audio (SDA) Touchscreen (with Apple CarPlay, Android Auto, and Bluetooth Connectivity, USB Port, and AM/FM Radio)	
Speakers		6 Speakers (Including 2 Tweeters)		4 Speakers

SAFETY		GLS AT	GLX AT	GLX MT
Airbags		Driver and Front Passenger		
Seat Belts	Front	3 pt. ELR with Pretensioner x2		
	2nd Row	3 pt. ELR x3		
	3rd Row	3 pt. ELR x2		
Camera		Reversing Camera		
Active Stability Control		Equipped	Not Equipped	
Traction Control		Equipped	Not Equipped	
Active Yaw Control		Not Equipped		
Hill Start Assist		Equipped	Not Equipped	
ISO-Fix and Tether Anchor		Equipped		
Lock/Unlock System		Keyless Operation System (KOS)	Remote Keyless Entry	
INTERIOR				
Seats	Driver	6-Way Manual Adjustable (Slide, Recline, Height) with Seat Back Pocket	4-Way Manual Adjustable (Slide, Recline) with Seat Back Pocket	
	Front Passenger	4-Way Manual Adjustable (Slide, Recline) with Seat Back Pocket	4-Way Manual Adjustable (Slide, Recline)	
	2nd Row	60:40 Split (with Recline, Slide, Fold, and Tumble)		
	3rd Row	50:50 Split (with Recline and Full Flat Folding)		
	Material	Fabric		
Under-Seat Tray		Equipped (Front Passenger Side)	Not Equipped	
Instrument Cluster Display		White-Lit High Contrast Meter Display	White-Lit Meter Display	
Air Conditioning System	Front	Digital Control with Heater	Dial-Type Control with Heater	
	Rear	Equipped		
Parking Brake		Electric Type with Brake Auto-Hold Function	Hand Type	
12V / USB Charging Ports	Front	12V Accessory Socket	12V Accessory Socket	
	Rear	USB Type A and USB Type C (2nd Row) 12V Accessory Socket (3rd Row)	12V Accessory Socket (3rd Row)	
EXTERIOR				
Headlights		Multi-Projector LED Headlights	Multi-Reflector Halogen	
Fog Lights	Front	LED	Halogen	
Daytime Running Lights		LED	Not Equipped	
Rear Combination Lights		LED with Rear Spoiler Integrated High Mount Stop Light		
Side Door Mirror	Cover	Chrome with LED Turn Signal Lights	Body Color with LED Turn Signal Lights	
	Adjust	Electric Adjust		
	Fold	Power Fold	Manual Fold	

VEHICLE COLORS



Graphite Gray Metallic



Green Bronze Metallic (GLS)



Red Metallic (GLS)



Quartz White Pearl (GLS)



Blade Silver Metallic (GLX)



Jet Black Mica (GLX)

BF17001018 © Mitsubishi Motors Philippines Corporation

On quality:
We seek excellence in our products and services and recognize that customer satisfaction is the essence of our mission.